



GENERAL CHARACTERISTICS

This rugged construction level switch has developed looking to naval needs application. It offers the most reliable solution for the control of liquids in the applications where it is needed a lateral mounting level switch. The standard version has a square flange connection, but a several other type of fixing are possible on request.

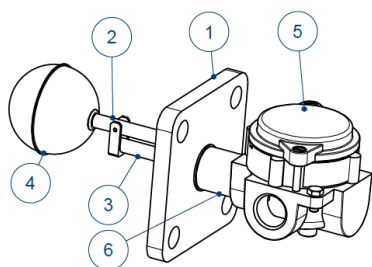
- **Stainless steel – AISI 316**
- SPDT reed contact
- Maximum working pressure 25 Bar
- Maximum working temperature 150 °C
- Degree of protection IP65
- ATEX Exia or Exd construction are available



TECHNICAL DATA Tab.1

Square Flange 4 holes	Float S.G.	Max. pressure Bar	Max. temperature °C	Hysteresis mm	Weight g
92 x 92 mm	0,67	25	150	8	1100

Class **R**

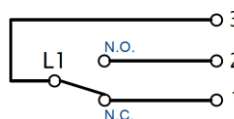


N.	Description	Material	
1	Flange 92 x 92	FSVX	AISI 316
2	Float rod		AISI 316L
3	Rod		AISI 316L
4	Float	S52	AISI 316L
5	Electrical housing	W1	Aluminium
6	Adaptor		AISI 316L

DIN-UNI-ANSI Flanges on demand
IP65 protection

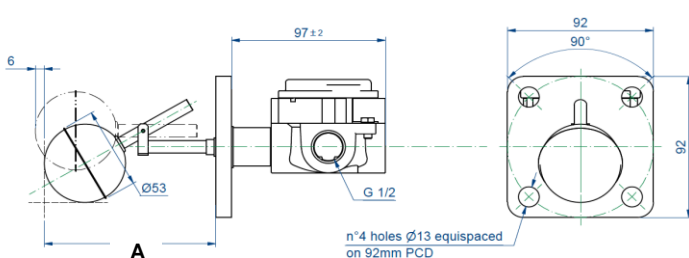
ELECTRICAL CONTACT Tab.2

Type	Power		Voltage		Current	
	VA	W	AC	DC	AC	DC
7D SPDT	20	20	150	150	1	1



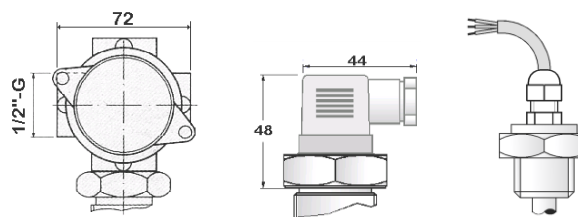
No level condition

DIMENSIONS Tab.3



A Dimension	
108 mm - Standard	Up to 1000 mm - on demand

ELECTRICAL OUTPUT Tab.4



W1	S1	P1
IP65 Housing	DIN IP65 Plug	Cable-gland IP68
Max. 5 terminals	DIN 43650 29x29	Brass
On demand		
Max. temperature 130°C	Class	N

NOMENCLATURE

L1	S52	SML	7D	0108	FSVX	W1	R
•							
	•						
		•					
			•				
				•			
					•		
						•	
							•

-	Lateral installation – 1 contact
Tab.1	Float type
-	Type - Naval
Tab.2	Electrical contact
Tab.3	Dimension "A"
Tab.1	Process connection
Tab.2-3	Electrical output – temperature class
Tab.1-3	Temperature class